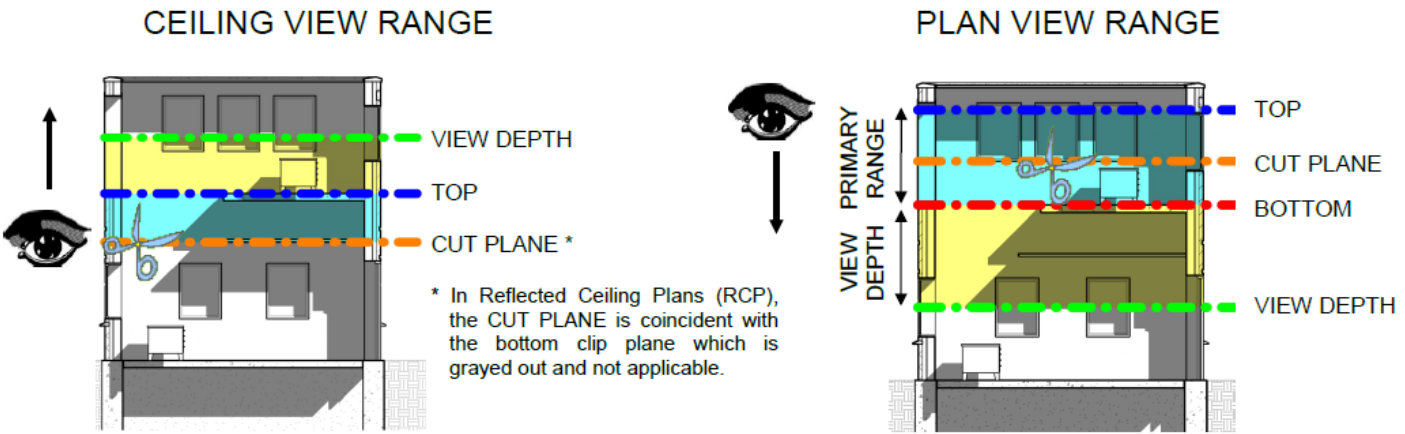


Секущий диапазон

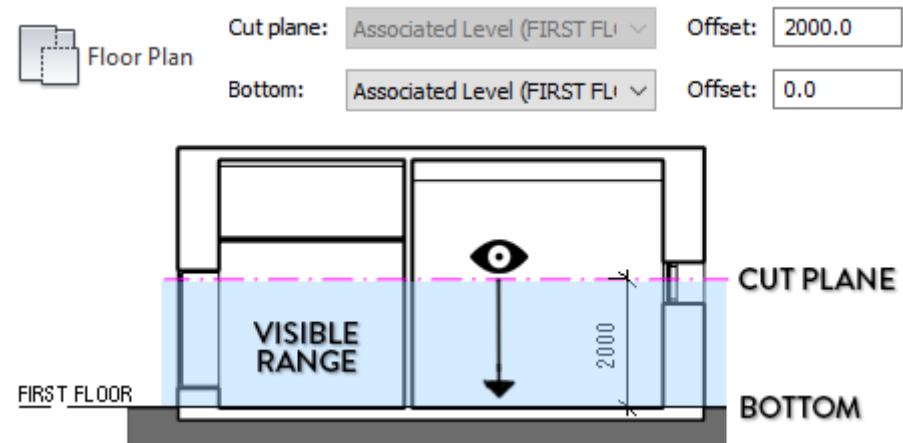
Ссылки	
How to set the View Range in Revit	https://www.autodesk.com/support/technical/article/caas/sfdcarticles/sfdcarticles/Revit-Understanding-how-to-set-proper-View-Range.html
How to Use View Range in Revit	https://www.bimpure.com/blog/how-to-use-view-range-in-revit
Revit Basics Tutorial - How To Use View Range	https://www.youtube.com/watch?v=1Sfz7GElszl

Логика



Настройка

План пола



View Depth


Level:

Associated Level (LEVEL 1) ▾

Offset:

0.0

План потолка

 Ceiling Plan

Top:

Associated Level (FIRST FL) ▾

Offset:

3500.0

Cut plane:

Associated Level (FIRST FL) ▾

Offset:

2000.0

VISIBLE RANGE

3500

2000

FIRST FLOOR

TOP

CUT PLANE

Версия #3
Георгий Новак создал 22 января 2025 01:32:41
Георгий Новак обновил 29 мая 2025 09:12:55